

■ Standard equipment □ Optional equipment — Not available

Safety	125i	135i	120d	123d
Airbags:				
– Driver and front passenger airbags	■	■	■	■
– Front-to-rear head airbags (curtain) with splinter protection	■	■	■	■
– Side airbags for driver and front passenger, integrated in seat back	■	■	■	■
Anti-lock braking system , incl. braking assistant and Cornering Brake Control (CBC)	■	■	■	■
Brakes:				
– Disc brakes at the front, inner-vented	■	■	■	■
Brake Force Display	■	■	■	■
Central locking with electronic immobiliser and crash sensor; fuel tank filler flap integrated in central locking	■	■	■	■
Centre lock switch	■	■	■	■
Dynamic Stability Control (DSC) , incl. DTC	■	■	■	■
Dynamic Stability Control (DSC) with additional functions	■	■	–	–
Flat tyre indicator	■	■	■	■
ISOFIX child seat fastening system , front	□	□	□	□
ISOFIX child seat fastening system , rear	■	■	■	■
Safety bodyshell:				
– Bumpers with steel impact absorber units at the front and rear, regenerating after impacts at up to 4 km/h, crumple zones at front and rear absorb impacts at up to 15 km/h	■	■	■	■
– Side impact protection, integrated in the doors	■	■	■	■
Seatbelts:				
– Ergonomic rear seatbelt system with three-point seatbelts for all seats	■	■	■	■
– Inertia-reel seatbelts at the front with belt tensioners and belt force limiters	■	■	■	■

Exterior design	125i	135i	120d	123d
Chrome Line exterior	■	■	□	■
Exterior mirrors in body colour , electrically adjustable, aspheric (heated on 125i, 135i and 123d)	■	■	■	■
Exterior parts in body colour (bumpers, bow door handles and roof finishers)	■	■	■	■
Indicator lights, white	■	■	■	■
Kidney grille bars in Black	■	–	■	■
Kidney grille bars in Chrome	–	■	–	–
Metallic paintwork	□	□	□	□
Preparation for rear luggage rack (not available in conjunction with M sports package)	□	–	□	□
Satin Chrome , high-gloss	□	□	□	□
Trailer tow hitch with removable ball head, incl. trailer stability control	□	–	□	□
Tailpipe with chrome trim (123d and 135i in black Chrome, 125i and 135i with twin pipes)	■	■	■	■

Equipment packages	125i	135i	120d	123d
Advantage Package	□	□	□	□
Comfort Package	□	□	□	□
Dynamics Package	□	–	□	□
Exterior mirror package including fold-in function, heated exterior mirrors with memory function (via Personal Profile) and automatic parking function	□	□	□	□
M Aerodynamics Package with front air dam and rear spoiler specially designed for the 135i	–	■	–	–
M Sports Package	□	□	□	□
Storage compartment package incl. illuminated storage compartment (not available in conjunction with navigation system), nets on front seat backrests, cupholder, 12-V socket, two straps on luggage compartment floor and two fold-down fastening points	□	□	□	□

■ Standard equipment □ Optional equipment — Not available

Wheels	125i	135i	120d	123d
Runflat indicator and runflat tyres	■	■	■	■
Wheels:				
– Light-alloy wheels double-spoke 222, 7 J x 16", 205/55 R 16 tyres	–	–	■	–
– Light-alloy wheels V-spoke 141, 7 J x 17", 205/50 R 17 tyres	□	–	□	■
– Light-alloy wheels star-spoke 256, 7 J x 17", 205/50 R 17 tyres	■	–	□	□
– Light-alloy wheels star-spoke 142 with mixed tyres, front 7 J x 17" with 205/50 R 17 tyres, rear 7.5 J x 17" with 225/45 R 17 tyres	□	–	□	□
– Light-alloy wheels star-spoke 262 with mixed tyres, front 7 J x 17" with 205/50 R 17 tyres, rear 7.5 J x 17" with 225/45 R 17 tyres	□	–	□	□
– Light-alloy wheels W-spoke 263 with mixed tyres, front 7.5 J x 18" with 215/40 R 18 tyres, rear 8.5 J x 18" with 245/35 R 18 tyres	□	□	□	□
– Light-alloy wheels star-spoke 264 with mixed tyres, front 7.5 J x 18" with 215/40 R 18 tyres, rear 8.5 J x 18" with 245/35 R 18 tyres	□	■	□	□
– M light-alloy wheels double-spoke 207 M with mixed tyres, front 7 J x 17" with 205/50 R 17 tyres, rear 7.5 J x 17" with 225/45 R 17 tyres (only in conjunction with M sports package)	□	–	□	□
– M light-alloy wheels double-spoke 261 M with mixed tyres, front 7.5 J x 18" with 215/40 R 18 tyres, rear 8.5 J x 18" with 245/35 R 18 tyres (only available in conjunction with M sports package)	□	□	□	□

Interior design	125i	135i	120d	123d
Door sill finishers , chrome-plated	■	■	–	■
Instrument panel , with round speedometer and rev counter displays, as well as fuel gauge and on-board computer display	■	■	■	■
Interior trim:				
– Titanium, light	■	–	■	■
– Black, high-gloss	□	□	□	□
– Cashmere Silver	□	□	□	□
– Brushed Aluminium with accent line	□	■	□	□
– Fine-wood trim Burr Walnut, light	□	□	□	□
– Fine-wood trim Poplar Grain, grey	□	□	□	□
Roofliner in Anthracite	□	□	□	□
Upholstery:				
– Cloth Elektra ¹	–	–	■	–
– Cloth Network	■	■	□	■
– Cloth/leather upholstery Pearlpoint ²	□	□	□	□
– Boston leather	□	□	□	□

Transmission and technology	125i	135i	120d	123d
6-cylinder in-line petrol engine with 4-valve technology	■	■	–	–
4-cylinder diesel engine with 4-valve technology	–	–	■	■
6-speed manual transmission	■	■	■	■
6-speed automatic transmission with gearshift paddles on steering wheel and sports suspension	□	□	–	□
6-speed automatic transmission with Steptronic	□	–	□	□
Active steering	□	□	□	□
Auto Start/Stop Function , only in conjunction with manual transmission	–	–	■	■
Brake Energy Regeneration	■	■	■	■
Common Rail technology	–	–	■	■
Diesel particle filter	–	–	■	■
Double-joint spring strut front suspension	■	■	■	■
Double-VANOS	■	■	–	–

¹ Not in conjunction with sports seats.

² Only in conjunction with sports seats.

■ Standard equipment □ Optional equipment – Not available

Transmission and technology	125i	135i	120d	123d
Electrical Steering incl. Servotronic (not in conjunction with Active Steering)	■	–	■	■
Emissions standard: EU4	■	■	■	■
Fuel sensor for diesel models	–	–	■	■
High Precision Injection	–	■	–	–
Multi-arm rear axle	■	■	■	■
M Sports suspension, lowered by 15 mm	□	■	□	□
Shift Point Display, only in conjunction with 6-speed manual transmission	■	■	■	■
Twin Turbo	–	■	–	–
Valvetronic	■	–	–	–
Variable Twin Turbo	–	–	–	■

Driver assistance	125i	135i	120d	123d
Cruise control	□	□	□	□
Park Distance Control (PDC), rear	□	□	□	□
Park Distance Control (PDC), front and rear	□	□	□	□

Light and sight	125i	135i	120d	123d
Adaptive Headlights, incl. turning lights	□	□	□	□
Interior and exterior mirrors with automatic anti-glare function incl. content of exterior mirror package	□	□	□	□
“Lights On” warning	■	■	■	■
Lights package, with vicinity lights integrated in the door handles, ambient lighting, reading lights front and rear, footwell illumination at the front, and illuminated vanity mirrors for driver and front passenger	□	□	□	□
Fog lights, incl. heated wing mirrors and heated windscreen washer jets	■	–	□	■
Rain sensor, incl. automatic driving light control	□	□	□	□
Rear lights with LED strips	■	■	■	■
Sun protection glazing	□	□	□	□
Xenon headlights for high and low beam, incl. daytime driving lights, headlight washing system, four light rings and automatic headlight range control	□	□	□	□

Interior features	125i	135i	120d	123d
Heating, with microfilter	–	–	■	–
Air conditioning, incl. microfilter	■	■	□	■
Automatic air conditioning, incl. AAR, microfilter, fogging and solar sensors and residual heat button with separate temperature adjustment for driver and passenger	□	□	□	□
Steering wheels:				
– Gearshift paddles on sports leather steering wheel/M leather steering wheel (only in conjunction with automatic transmission)	□	□	–	□
– Standard steering wheel	–	–	■	–
– Sports leather steering wheel	■	■	□	■
– M leather steering wheel	□	□	□	□
– Multifunction buttons for sports leather steering wheel/M leather steering wheel	□	□	□	□
Seats/seat comfort:				
– Four-seat option, incl. storage compartment in the rear	■	■	■	■
– Height adjustment for driver and front passenger seat	■	■	■	■
– Lumbar support for driver and front passenger seat, electric	□	□	□	□
– Rear seat backrest, foldable, 60/40 split	■	■	■	■
– Seat heating for driver and front passenger seat	□	□	□	□
– Seat adjustment, electric, with memory function for driver’s seat	□	□	□	□
– Sport seats for driver and front passenger, with electric backrest width adjustment	□	■	□	□
– Standard seat, manual seat adjustment	■	–	■	■

■ Standard equipment □ Optional equipment — Not available

Comfort and interior equipment	125i	135i	120d	123d
Alarm system with radio remote control	□	□	□	□
Armrest at front, foldable with integrated storage compartment	□	□	□	□
Comfort access system	□	□	□	□
Cupholders, mountable	□	□	□	□
Glass sliding/vent roof, electric, with comfort opening function via car key	□	□	□	□
Glove compartment, illuminated	■	■	■	■
Greys shade band on windscreen	□	□	□	□
Interior mirror with automatic anti-glare function	□	□	□	□
Lined luggage compartment, 370-litre capacity	■	■	■	■
Personal Profile, personalising important user functions	■	■	■	■
Radio remote control for central locking	■	■	■	■
Roof grab handles, four	■	■	■	■
Ski bag, modular with interchangeable frame	□	□	□	□
Start/Stop button	■	■	■	■
Storage compartment in the doors	■	■	■	■
Storage compartment in the instrument panel bottom left	■	■	■	■
Window lifts, electric, with one-touch open/close fingertip control and trap release	■	■	■	■

Entertainment, communication and information	125i	135i	120d	123d
BMW ConnectedDrive – Telematics Services:*				
– BMW Assist	□	□	□	□
– BMW Online	□	□	□	□
Navigation system Business with 6.5" colour display, combined CD/DVD drive, functional bookmarks, with arrow and map display, including Radio Professional	□	□	□	□
Navigation system Business* with integrated mobile phone preparation Bluetooth, incl. BMW Assist* and BMW Online*	□	□	□	□
Navigation system Professional with 6.5" colour display, separate CD and DVD drive, functional bookmarks, with arrow and map display, as well as bird's-eye view, including Radio Professional	□	□	□	□
Navigation system Professional* with integrated mobile phone preparation Bluetooth, incl. BMW Assist* and BMW Online*	□	□	□	□
On-board computer, incl. Check/Control	■	■	■	■
Radio/audio:				
– AUX-IN connection, incl. 12-V socket	■	■	■	■
– CD changer in the luggage compartment incl. MP3 decoder, holds up to six CDs	□	□	□	□
– DAB tuner (only in conjunction with Radio Professional or navigation system)	□	□	□	□
– HiFi loudspeaker system	□	□	□	□
– HiFi System Professional	□	□	□	□
– Radio Business CD	■	■	■	■
– Radio Professional	□	□	□	□
– USB/audio interface (for external MP3 players)	□	□	□	□
– Voice control system	□	□	□	□
Rear window aerial**	■	■	■	■
Telephone:				
– Preparation for mobile phone Business with Bluetooth interface, incl. BMW Assist*	□	□	□	□

* Not available in all countries. Please consult your BMW partner.

** Additional roof antenna in conjunction with navigation system*, mobile phone preparation and DAB tuner.

Weight		125i	135i	120d	123d
Unladen, EU ¹	kg	1480 [1505]	1560 [1565]	1450 [1455]	1495
Max. permissible	kg	1845 [1870]	1925 [1930]	1815 [1820]	1860
Permitted load	kg	440	440	440	440
Permitted axle load, front/rear	kg	910/1005	945/1030	895/985	925/1000
Permitted roof load	kg	75	75	75	75
Permitted trailer load, unbraked ²	kg	700	—	720	740
Permitted trailer load, braked, max. 12% gradient ²	kg	1200	—	1200	1200
Permitted trailer load, braked, max. 8% gradient ²	kg	1200	—	1200	1200
Permitted towbar download	kg	75	—	75	75

Engine^{3,4}		125i	135i	120d	123d
Cylinders/valves		6/4	6/4	4/4	4/4
Capacity	cc	2996	2979	1995	1995
Stroke/bore	mm	88.0/85.0	89.6/84.0	90.0/84.0	90.0/84.0
Max. output	kW/rpm	160/6100	225/5800	130/4000	150/4400
	(PS/rpm)	(218/6100)	(306/5800)	(177/4000)	(204/4400)
Max. torque	Nm/rpm	270/2500–4250	400/1300–5000	350/1750–3000	400/2000–2250
Compression ratio	:1	10.7	10.2	16.0	16.0

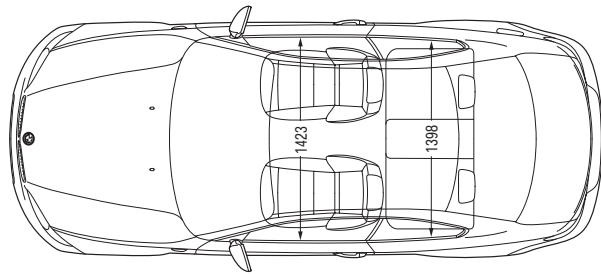
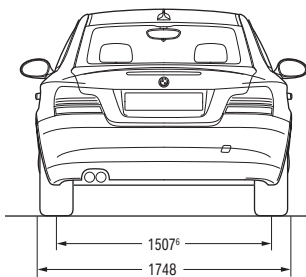
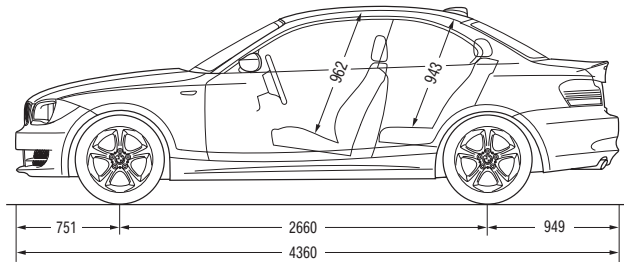
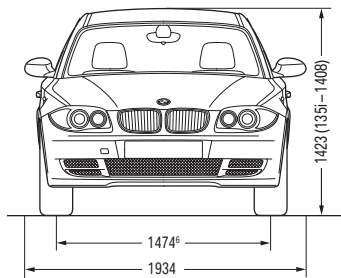
Transmission		125i	135i	120d	123d
Standard transmission ratios	III:1	4.32/2.46	4.06/2.40	5.14/2.83	5.08/2.80
	III/IV:1	1.66/1.23	1.58/1.19	1.80/1.26	1.78/1.26
	V/VI/R:1	1.0/0.85/3.94	1.0/0.87/3.68	1.0/0.83/4.64	1.0/0.84/4.61
Final drive ratio	:1	3.23	3.08	2.56	2.81

Performance		125i	135i	120d	123d
Top speed	km/h	245 [243]	250 ⁵	228 [226]	238 [236]
Acceleration 0–100 km/h	s	6.4 [7.0]	5.3 [5.4]	7.6 [7.8]	7.0 [7.1]
Acceleration 80–120 km/h in 4th/5th gear (with standard transmission)	s	6.8/8.4	5.0/6.0	6.4/8.0	5.5/6.6

Fuel consumption^{3,4}		125i	135i	120d	123d
Urban	l/100 km	11.4	13.0 [13.2]	6.1 [7.2]	6.5 [7.3]
Extra-urban	l/100 km	5.9	7.0 [6.9]	4.1 [4.4]	4.4 [4.6]
Combined	l/100 km	7.9	9.2	4.8 [5.4]	5.2 [5.6]
CO ₂ emissions	g/km	190	220 [221]	128 [144]	138 [148]
Tank capacity, approx.	l	53	53	51	51

Wheels		125i	135i	120d	123d
Tyre dimensions	front	205/50R 17 W	215/40 R18 Y 245/35 R18 Y	205/50 R17 V	205/50 R 17 W
	rear	7 J x 17	7.5 J/8.5 J x 18	7 J x 17	7 J x 17
Wheel dimensions		7 J x 17	7.5 J/8.5 J x 18	7 J x 17	7 J x 17
Material		light-alloy	light-alloy	light-alloy	light-alloy

Electrical system		125i	135i	120d	123d
Battery capacity	Ah	70	70	80	80
Alternator output	A	150 [180]	180	180	180
	W	2100 [2520]	2520	2520	2520



¹ The figure quoted includes a 90 per cent tank filling, 68 kg for the driver and 7 kg for luggage. Unladen weight applies to vehicles with standard equipment. Optional equipment may increase his figure.

² The overall weight of the trailer may not exceed the maximum permissible trailer load plus the maximum permissible towbar download.

³ The petrol engines are designed for RON 98 fuel. The engines may be run on fuel down to RON 95, with a decrease in power (135i: not less than RON 95).

⁴ All engines meet the EU4 emissions standard. Fuel consumption is determined in accordance with the ECE driving cycle made up of approximately one third urban traffic and two thirds extra-urban driving (based on the distance covered). CO₂ emissions are measured in addition to fuel consumption.

⁵ Electronically limited.

⁶ Track width on 135i front 1.470 mm and rear 1.497 mm, on 123d with 6-speed automatic transmission front 1.484 mm and rear 1.517 mm.

Values in [] apply to vehicles with six-speed automatic transmission.